

# Standlake Arena

## F2 Stockcar Rules – 2015

**Any car built to Brisca F2 or Spedeworth Superstox up to the current specification including 2010-11-12-13-14 and 15 specifications.**

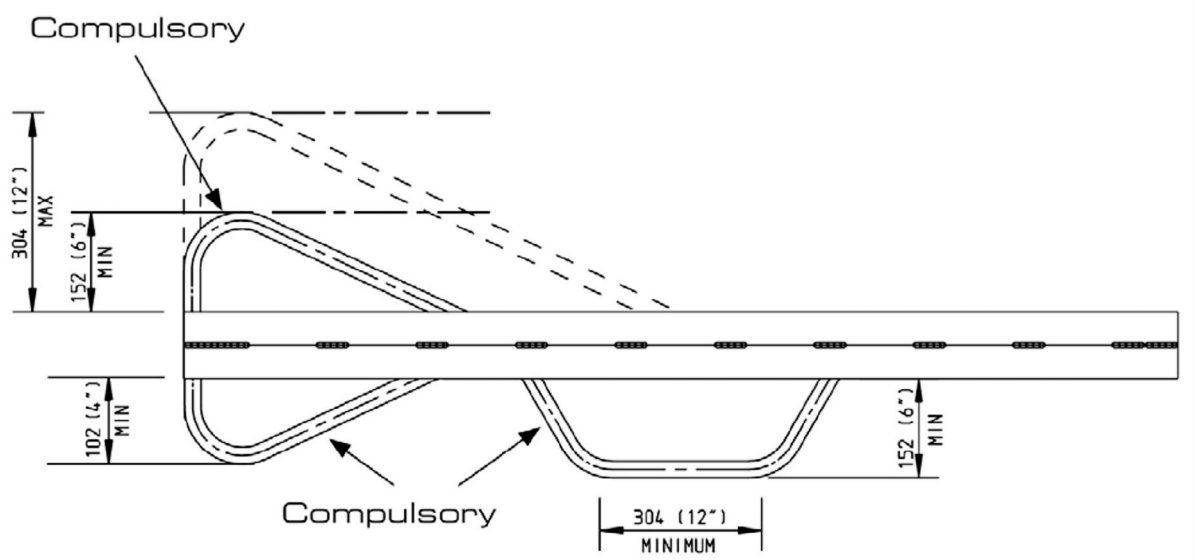
The Following Safety Regulations will apply without exception:-

1. A solid floor **MUST** be installed in the driver's compartment (cab). The cab floor **MUST** extend rearwards beyond the front edge of the driver's seat (behind the driver's knees).
2. A vertical side protection plate of 3mm MINIMUM thickness steel **Must** be welded between The main (top) and lower chassis rails to cover the entire side area of the driver's foot well on **BOTH** sides of the car.
3. A rectangular steel plate **MUST** be bolted to the base of the seat or welded to the chassis directly under the seat to protect the driver from the rear axle, differential and prop shaft. A steel hoop **MUST** be fitted around the prop shaft attached to seat plate designed to catch the prop shaft in the event of breakage.
4. Fuel tanks fitted outside of the main chassis rails **Must** be constructed of steel with a minimum 2mm wall thickness. The filler cap **MUST** be of a metal threaded screw type. The fuel tank **Must** have a breather pipe that prevents spillage in case of inversion. A one way valve fitted to breather is recommended. The fuel feed pipe **MUST** enter tank at or near to the top. The fuel tank **MUST** be securely

fitted and MUST be protected from intrusion by an additional single steel plate or steel tubes. The tank MUST be positioned next to the chassis rail/ steel side plate with no gap between. Fuel tanks fitted behind the driver within the chassis rails may be of Aluminium providing that a steel plate is fitted to the rear of the car (minimum 3mm thickness) and that a securely fitted firewall is in place. Fuel cap and breather pipe must be as above. Fuel lines must be of metal or steel braided fuel hose.

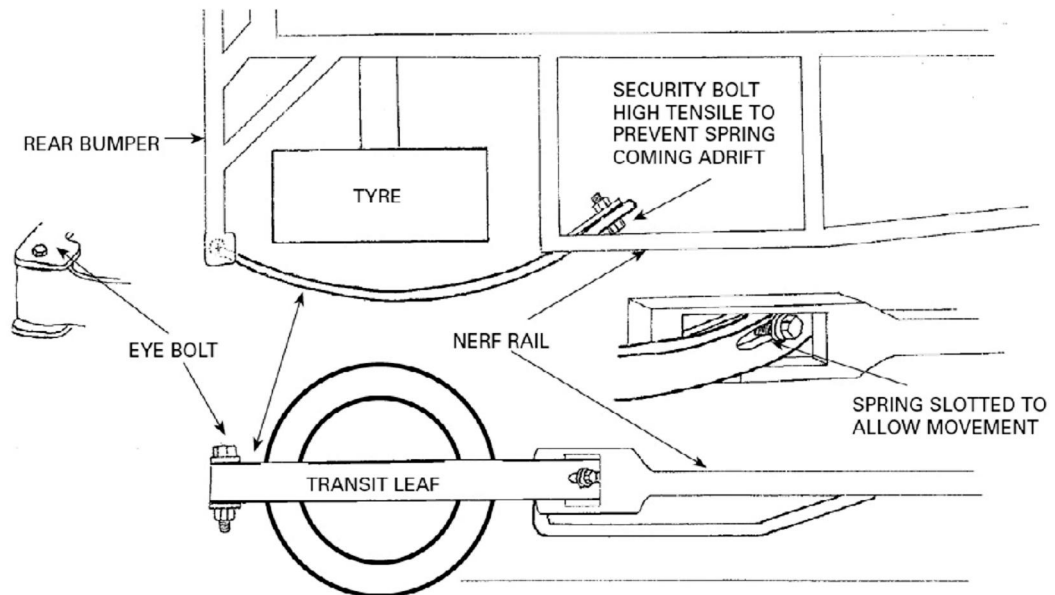
5. The car MUST be fitted with front and rear bumpers constructed of steel. Both bumpers MUST be constructed with a flat surface 100mm (4in) deep. The MAXIMUM permitted bumper thickness is 30mm. The MAXIMUM permitted bumper width is 1675mm (66in). Bumpers are NOT permitted to protrude beyond the outside edge of the nerf-rails on either side of the car. Front AND Rear bumpers MUST measure 420mm (16 ½ in) +/- 25mm (1 in) from the ground to the vertical centre of the bumper face midway between the chassis rails with THE DRIVER IN THE CAR. Bolt on bumpers MUST have a minimum of TWO secondary fixings to prevent the bumper leaving the car should the mounting bolts break in an impact. Each secondary fixing MUST comprise of a steel chain made of MINIMUM 8mm thick diameter links and be joined by a shackle of similar size. The front bumper MUST be fitted with a central lower hoop to help prevent the car riding up over other cars. The hoop MUST have a horizontal centre section MINIMUM 300mm (12 in) wide and MINIMUM 150mm (6 in) deep from the underside of the bumper along the entire horizontal section. This hoop MUST be braced by 2 rear diagonal support struts. The front bumper MUST be fitted with a fence side UPPER hoop MINIMUM 150mm (6 in) / MAXIMUM 300mm

(12 in) high from the top side of the bumper. The front bumper MUST also be fitted with a fence side LOWER hoop. This hoop MUST be a MINIMUM of 100mm (4 in) deep from the underside of the bumper. Sharp angles or tapers of less than 90 degrees that may cause tyre damage are NOT permitted on the on the bottom of this hoop. All bumper hoops MUST be made from steel with a minimum of 2.5 wall thickness and MINIMUM 25mm diameter tube or square.

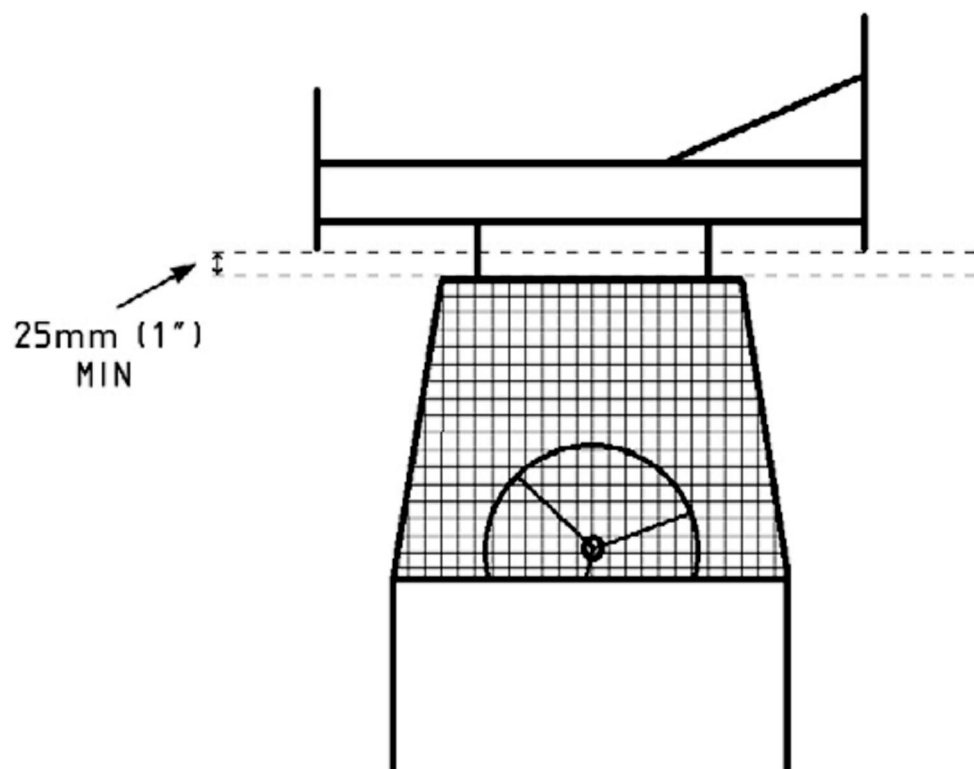
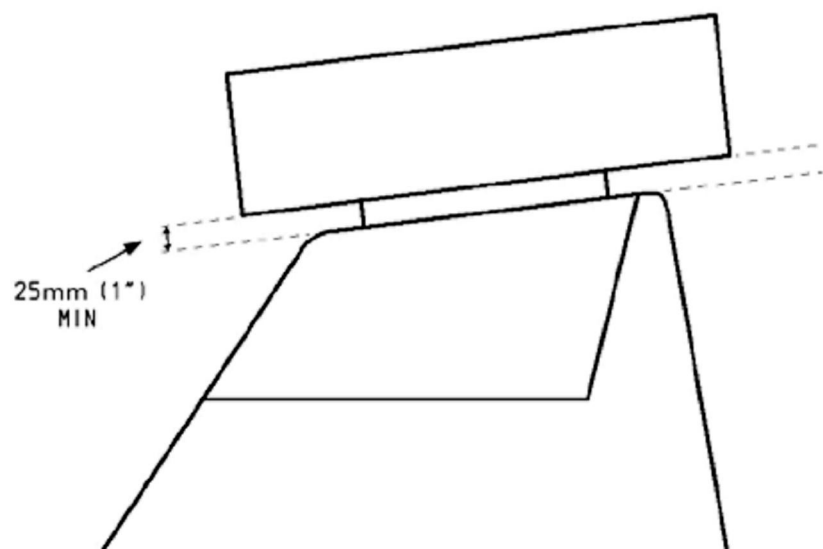


6. A steel wheel guard MUST be fitted around the offside (right) rear wheel, from rear bumper to nerf-rail. The wheel guard MUST be bolted to its mounts at BOTH ends using MINIMUM 10mm high tensile nuts and bolts. Nearside

(left) wheel guards are OPTIONAL but MUST be mounted as above.



7. Either Brisca F2 type wings or Spedeworth Superstox aerofoils are permitted. Any aerofoil /wing (including but not limited to its body, side plates and mounting sliders) mounted on or above the cab MUST be mounted with at least a MINIMUM clearance of 25mm (1 in) ABOVE the roofline at all points. In practice any aerofoil/wing MUST be mounted high enough above the roofline so that a 25mm (1 in) pole/bar is able to pass below both side plates and roll cage roof in a horizontal orientation along the entire length of any overlap between aerofoil/wing and cab roof.



The following engines are permitted for use:-

The Ford 2 litre SOHC NE type engine (FORD PINTO).

The Ford 1.8 litre Duratec (Engine Type 1.8L (M14)).

The Ford 2.0 Zetec engine .

These engines may be used in STANDARD form or MODIFIED as per the Technical Regulations for either BRISCA Formula 2 or SPEDEWORTH Superstox.

In the event of a competitors engine being sealed you will be required to state which regulation your engine falls in to.

ONLY the Weber 32/36 DGV or DGVA carburettor may be used with maximum sized chokes of 26mm and 27 mm.

The interchanging of the carburettor top from other Weber models is not allowed.